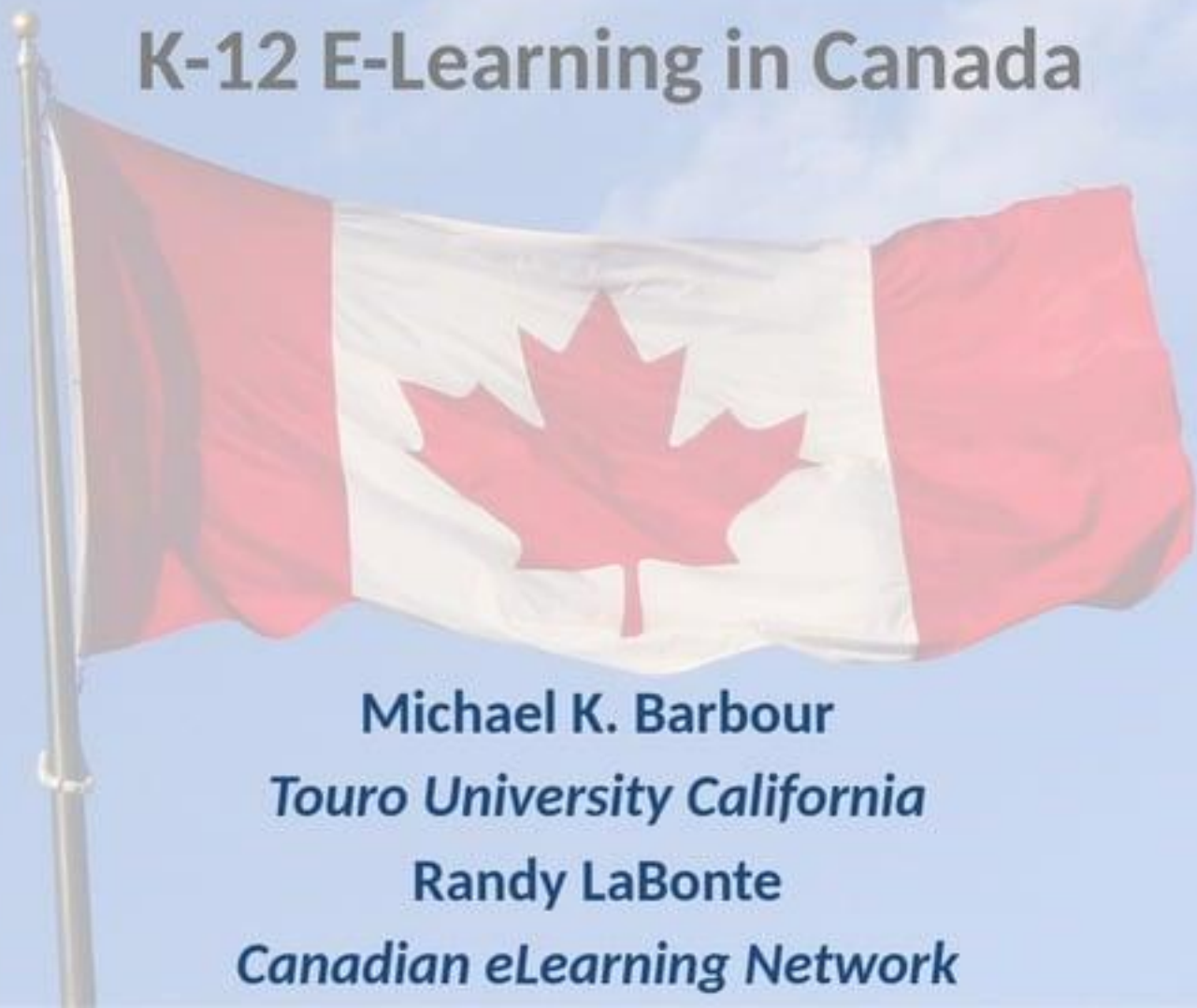


State of the Nation: K-12 E-Learning in Canada



Michael K. Barbour

Touro University California

Randy LaBonte

Canadian eLearning Network





State of the Nation: *K-12 E-Learning in Canada*

Rapport sur la situation du e-learning en M-12 au Canada

[Home](#) [Research Reports](#) [Data & Information](#) [Brief Issue Papers](#) [Publications & Presentations](#) [Sponsors](#) [About](#) [Contact Us](#) [En français](#)

The purpose of this comprehensive study is to examine the current state of all forms of K-12 e-learning (i.e., distance, online and blended learning) in Canada. The *State of the Nation: K-12 E-Learning in Canada* study updates the provincial, territorial, and federal governance and activity of K-12 e-learning in each jurisdiction, along with providing vignettes to illustrate a variety of those individuals and programs providing these e-learning opportunities.



Recent Posts

[Congrats! Your Technical Report Reached 2500 Reads](#)

[#DLAC21 Session Highlight – Remote Teaching – Emergency or Not: Examining Pandemic Pedagogy in Canada](#)

[#DLAC21 Session Highlight – State of the Nation: K-12 e-Learning in Canada](#)

[State of the Nation: K-12 e-Learning in Canada – 2020 Report Released](#)

<https://k12sotn.ca>

Methodology

1. a survey sent to each of the Ministries of Education;
 2. follow-up interviews to clarify or expand on any of the responses contained in the survey;
 3. an analysis of documents and other publicly reported information; and
 4. follow-up interviews with key stakeholders in many of the jurisdictions
- A. an individual program survey

Methodology

Table 6. Summary of K–12 distance and/or online learning activity over the past five years

	2019	2020	2021	2022	2023	2024
NL	MoE/KS/DA	MoE/KS/DA	MoE/KS/DA	KS/DA	DA	DA
NS	MoE	MoE/DA	MoE/DA	MoE	MoE	MoE
PE	MoE/KS	KS/DA	KS/DA	MoE	KS/DA	DA
NB	MoE/DA	MoE/DA	MoE/DA	MoE	MoE	MoE
QC	MoE/KS/DA	MoE/KS/DA	MoE/KS/DA	KS	MoE/KS	MoE/KS
ON	MoE/KS/DA	MoE/KS/DA	MoE/KS/DA	MoE/KS/DA	MoE/KS/DA	MoE/KS
MB	MoE/DA	MoE/DA	MoE/DA	MoE	MoE	MoE
SK	MoE/KS	MoE/KS	MoE/KS	MoE/KS	MoE/KS	MoE
AB	MoE/KS/DA	MoE/KS/DA	MoE/KS/DA	KS/DA	KS/DA	KS/DA
BC	MoE/KS/DA	MoE/KS/DA	MoE/KS/DA	MoE	MoE	MoE
YT	KS	MoE/KS/DA	KS/DA	MoE/KS	MoE	MoE
NT	MoE/KS	MoE/KS/DA	MoE/KS/DA	MoE/DA	MoE	MoE
NV	KS/DA	MoE/KS/DA	MoE/KS/DA	DA	DA	DA
Federal	KS/DA	ISC/KS/DA	ISC/KS	ISC/KS	ISC/KS	ISC

MoE – Ministry of Education; KS – Key stakeholders; DA – Document analysis;
 INAC – Indigenous and Northern Affairs Canada/ISC – Indigenous Services Canada
Shaded block indicates incomplete data or data from an earlier school year provided

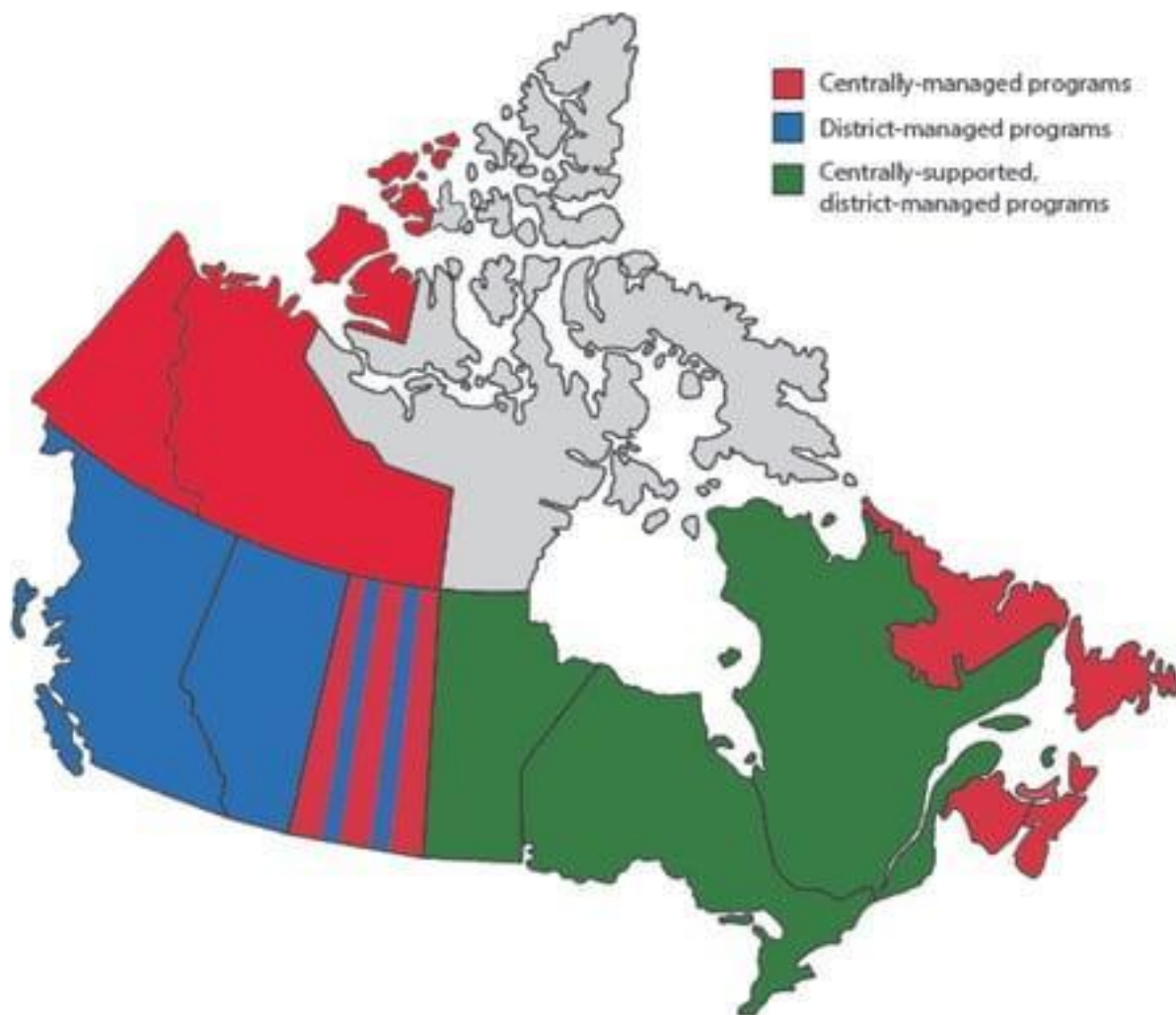
Regulation

Table 3. Summary of the K–12 distance and online learning regulation by jurisdiction

	Legislation	Policy Handbook	Agreements	Memorandum of Understanding
NL				
NS	✓			
PE	✓			
NB		✓		
QC	✓		✓	
ON		✓	✓	
MB	✓	✓		✓
SK	✓			
AB	✓	✓		
BC	✓		✓	
YT	✓			✓
NT	✓	✓		✓
NV	✓			✓
Federal	✓			

National Overview

Figure 1. Types of K-12 distance and online learning programming across Canada



National Overview

Figure 2. Private K-12 distance and online learning programming across Canada



National Overview

The Defining Dimensions of Online Programs



Figure adapted from Gregg Vanourek, A Primer on Virtual Charter Schools: Mapping the Electronic Frontier, Issue Brief for National Association of Charter School Authorizers, August 2006.

Michigan

DIGITAL LEARNING STATE SNAPSHOT

Availability of online learning options



Availability of info:



Does this state have...

	Y	N
Student choice for publicly funded fully online schools?		
Student choice for publicly funded supplemental online courses?		
SVS or another publicly funded option for private / homeschool students?		
Prior public school attendance requirement for online schools?		
Online caps by class, school, district, or statewide?		
PD requirement for online teachers?		
State approval process for online providers?		
State approval process for online courses?		
Online learning requirement for students?		
End-of-course exams?		
Separate state reporting of online course enrollments?		

- Students in grades 6-12 may take two online courses per academic term without district approval.
- SRECS (2012) limits the number of cyber charters and their enrollments.
- MI was the first state to require an online course or learning experience to graduate high school.
- Districts reported 185,000 "virtual learning" enrollments in SY 2012-13.

Michigan Virtual School, the state virtual school, served over **21,944** course enrollments in SY 2013-14.

Public Act 196 (2014) continued Michigan's student choice program allowing students grades 6-12 to take up to two online courses per academic term without district approval.

Nine fully online schools, or cyber charter schools, are operating in SY 2014-15. Seven cyber schools served **6,737** student enrollments in SY 2013-14.

Activity: Distance & Online Learning

Table 4. Summary of K–12 distance and/or online learning activity by jurisdiction for 2023–24

	# of K–12 students	# enrolled in distance/online learning	Percent involvement
NL	63,805	~950	1.5%
NS	133,531	2,974	2.2%
PE	20,131	~200	1.0%
NB	102,934	6,087	5.9%
QC	1,157,761	~50,000	4.3%
ON	2,054,336	~150,000	7.3%
MB	214,132	~6,300	2.9%
SK	195,582	15,581	8.0%
AB	766,280	~80,000	10.4%
BC	696,422	75,823	10.9%
YT	5,960	367	6.2%
NT	8,700	172	2.0%
NV	10,902	-	-
Federal	~117,940	~4,000	3.4%
Total	~5,548,416	~392,454	7.1%

Note: ~ symbol means that approximations were provided by one or more sources

Activity: Distance & Online Learning

Table 5. K–12 distance and/or online learning student enrolment in Canada

Year	# of distance education students	% of students engaged in distance education
1999–2000*	~25,000	0.5%
2008–09	~140,000	2.7%
2009–10	150,000–175,000	2.9%–3.4%
2010–11	207,096	4.2%
2011–12	245,252	4.9%
2012–13	284,963	5.2%
2013–14	290,185	5.4%
2014–15	311,648	6.0%
2015–16	293,401	5.7%
2016–17	277,603	5.4%
2017–18	263,686	5.1%
2018–19	299,320	5.9%
2019–20	310,582	6.0%
2020–21	387,385	7.3%
2021–22	399,847	7.6%
2022–23	~360,363	6.6%
2023–24	~392,454	7.1%

** (Canadian Teachers Federation, 2000)*

General Trends

Table 6. Summary of K–12 distance and/or online learning activity over the past five years

	2019	2020	2021	2022	2023	2024
NL	MoE/KS/DA	MoE/KS/DA	MoE/KS/DA	KS/DA	DA	DA
NS	MoE	MoE/DA	MoE/DA	MoE	MoE	MoE
PE	MoE/KS	KS/DA	KS/DA	MoE	KS/DA	DA
NB	MoE/DA	MoE/DA	MoE/DA	MoE	MoE	MoE
QC	MoE/KS/DA	MoE/KS/DA	MoE/KS/DA	KS	MoE/KS	MoE/KS
ON	MoE/KS/DA	MoE/KS/DA	MoE/KS/DA	MoE/KS/DA	MoE/KS/DA	MoE/KS
MB	MoE/DA	MoE/DA	MoE/DA	MoE	MoE	MoE
SK	MoE/KS	MoE/KS	MoE/KS	MoE/KS	MoE/KS	MoE
AB	MoE/KS/DA	MoE/KS/DA	MoE/KS/DA	KS/DA	KS/DA	KS/DA
BC	MoE/KS/DA	MoE/KS/DA	MoE/KS/DA	MoE	MoE	MoE
YT	KS	MoE/KS/DA	KS/DA	MoE/KS	MoE	MoE
NT	MoE/KS	MoE/KS/DA	MoE/KS/DA	MoE/DA	MoE	MoE
NV	KS/DA	MoE/KS/DA	MoE/KS/DA	DA	DA	DA
Federal	KS/DA	ISC/KS/DA	ISC/KS	ISC/KS	ISC/KS	ISC

MoE – Ministry of Education; KS – Key stakeholders; DA – Document analysis;
 INAC – Indigenous and Northern Affairs Canada/ISC – Indigenous Services Canada
Shaded block indicates incomplete data or data from an earlier school year provided

General Trends

Table 7. Summary of K–12 distance and/or online learning activity over the past five years

	2020	2021	2022	2023	2024
NL	100%	100%	0%	0%	0%
NS	0%	0%	0%	0%	0%
PE	-	0%	0%	0%	0%
NB	100%	50%	50%	0%	1%
QC	40%	40%	60%	1%	0.3%
ON	11%	9%	13%	2%	8%
MB	3%	3%	3%	0%	0%
SK	31%	4%	5%	0%	0%
AB	32%	28%	28%	28%	17%
BC	26%	19%	14%	6%	7%
YT	100%	0%	0%	0%	0%
NT	0%	0%	0%	0%	0%
NV	-	-	-	-	-
Federal	40%	50%	75%	25%	25%
Overall	21%	15%	16%	3%	2%

General Trends

Table 9. Summary of K-12 distance and/or online learning activity over the past five years

% students engaged in distance and/or online learning					
	2019-20	2020-21	2021-22	2022-23	2023-24
NL	1.7%	1.6%	1.5%	1.5%	1.5%
NS	1.8%	2.7%	2.1%	1.7%	2.2%
PE	0.7%	0.8%	1.3%	0.8%	1.0%
NB	3.5%	4.8%	5.2%	5.3%	5.9%
QC	3.5%	3.9%	5.5%	4.4%	4.3%
ON	4.8%	5.9%	6.8%	6.4%	7.3%
MB	6.6%	4.4%	3.9%	3.2%	2.9%
SK	6.7%	12.2%	10.3%	8.2%	8.0%
AB	11.2%	13.3%	12.5%	10.0%	10.4%
BC	10.8%	12.6%	11.1%	10.1%	10.9%
YT	4.2%	7.1%	4.6%	5.3%	6.2%
NT	1.5%	1.1%	1.4%	2.0%	2.0%
NV	0.2%	0.1%	-	-	-
Federal	2.0%	2.8%	3.2%	3.0%	3.4%
Total	6.0%	7.3%	7.6%	6.6%	7.1%

General Trends

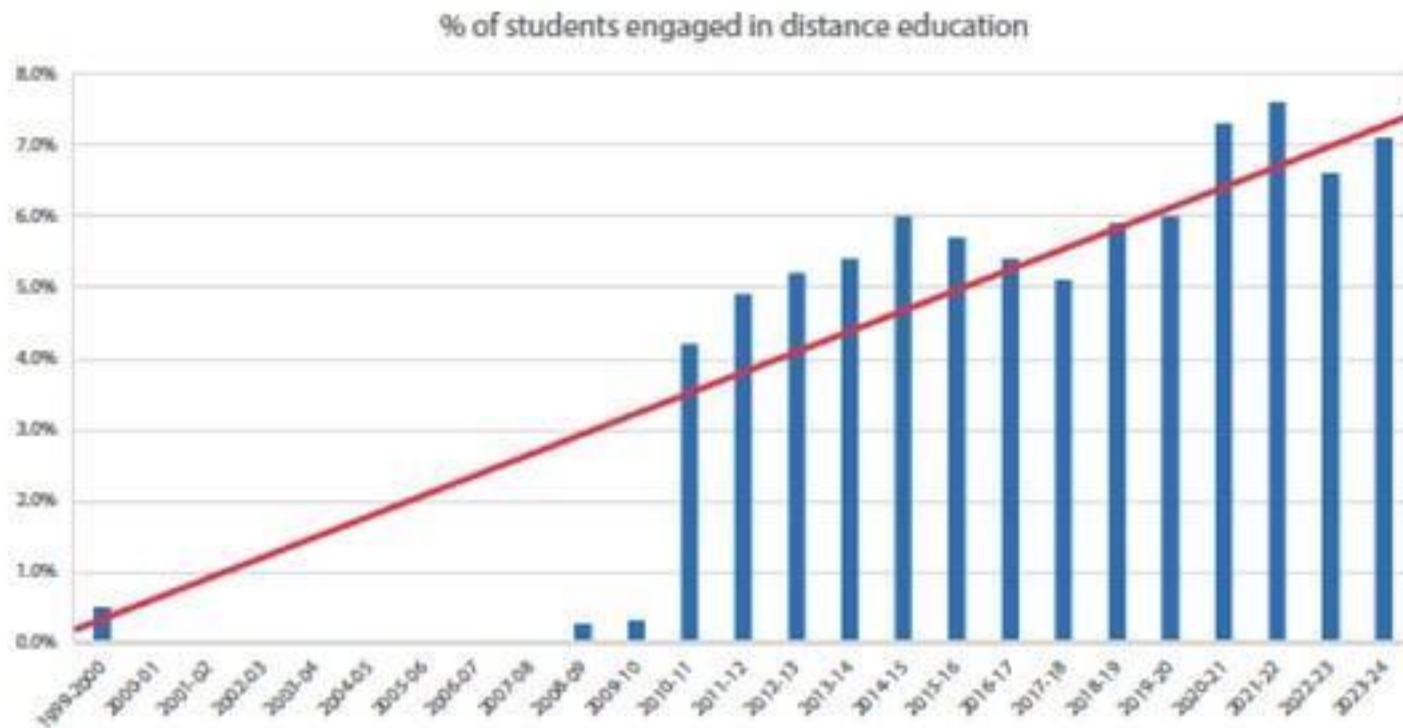


CANeLearn Remote Learning Research site - <https://sites.google.com/view/canelearn-ert/>

CANeLearn Research Projects - <https://canelearn.net/home/research/projects/>

General Trends

Figure 3. Summary of K-12 distance and/or online learning enrollment



State of the Nation: *K-12 E-Learning in Canada*

Rapport sur la situation du e-learning en M-12 au Canada

[Home](#) [Research Reports](#) [Data & Information](#) [Brief Issue Papers](#) [Publications & Presentations](#) [Sponsors](#) [About](#) [Contact Us](#) [En français](#)

The purpose of this comprehensive study is to examine the current state of all forms of K-12 e-learning (i.e., distance, online and blended learning) in Canada. The *State of the Nation: K-12 E-Learning in Canada* study updates the provincial, territorial, and federal governance and activity of K-12 e-learning in each jurisdiction, along with providing vignettes to illustrate a variety of those individuals and programs providing these e-learning opportunities.



Recent Posts

[Congrats! Your Technical Report Reached 2500 Reads](#)

[#DLAC21 Session Highlight – Remote Teaching – Emergency or Not: Examining Pandemic Pedagogy in Canada](#)

[#DLAC21 Session Highlight – State of the Nation: K-12 e-Learning in Canada](#)

[State of the Nation: K-12 e-Learning in Canada – 2020 Report Released](#)

<https://k12sotn.ca>



Michael K. Barbour

Director of Faculty Development &
Professor of Instructional Design
College of Education & Health Services
Touro University California
mkbarbour@gmail.com
<https://www.michaelbarbour.com>

Your Questions and Comments



3.1 Newfoundland and Labrador (NL)

525,972 Population

252 Number of K-12 Schools

63,805 Number of K-12 Students

1 Number of K-12 E-Learning Programs

~950 Number of K-12 E-Learning Students



no Ministerial update

- Moving school districts into department
 - sole distance learning provider was operated by English school district

3.2 Nova Scotia (NS)

1,019,725	Population
370	Number of K-12 Schools
131,343	Number of K-12 Students
2	Number of K-12 E-Learning Programs
2,219	Number of K-12 E-Learning Students



- activity in Nova Scotia Virtual School is consistent
- introduced new Nova Scotia Independent Online Learning program to replace the old Correspondence Studies Program

3.3 Prince Edward Island (PE)

159,249	Population
63	Number of K-12 Schools
20,131	Number of K-12 Students
1	Number of K-12 E-Learning Programs
~175	Number of K-12 E-Learning Students



no Ministerial update

- appear to be re-establishing internal distance learning program focused on French-language offerings
- continue to use New Brunswick programming

3.4 New Brunswick (NB)

781,024	Population
302	Number of K-12 Schools
102,934	Number of K-12 Students
3	Number of K-12 E-Learning Programs
~5,451	Number of K-12 E-Learning Students



- activity in English and French programs is consistent
- Advanced Placement pilot continues

3.5 Quebec (QC)

8,672,185	Population
3,146	Number of K-12 Schools
1,137,766	Number of K-12 Students
6+	Number of K-12 E-Learning Programs
~5,000+	Number of K-12 E-Learning Students



- impact of the *Karounis c. Procureur Général du Québec* decision
- pilot programs continue – but data is unavailable

Comodal – This mode involves one or more students face-to-face and at a distance. The remote student follows the course simultaneously with the students of the class with the consent of all persons concerned, if applicable.

Comodal asynchronous alternation – This mode offers the possibility of following online courses offline (asynchronous) and sometimes take lessons simultaneously with their class (comodal) with the consent of all persons concerned, if applicable.

3.6 Ontario (ON)

15,109,416	Population
4,832	Number of K-12 Schools
2,028,688	Number of K-12 Students
527	Number of K-12 E-Learning Programs
~130,000	Number of K-12 E-Learning Students



- students graduating in the 2023-24 school year will be held to the requirement of having completed two online courses in order to graduate in June 2024
- data collection continues to lag one or more school years
- extreme growth in private school sector

3.7 Manitoba (MB)

1,409,223	Population
826	Number of K-12 Schools
207,814	Number of K-12 Students
~38	Number of K-12 E-Learning Programs
~6,650	Number of K-12 E-Learning Students



- updated provincial policy
 - only jurisdiction to use term remote learning
- activity at secondary level is consistent
 - ended its K-8 programming

3.8 Saskatchewan (SK)

1,194,803	Population
770	Number of K-12 Schools
189,924	Number of K-12 Students
38	Number of K-12 E-Learning Programs
15,521	Number of K-12 E-Learning Students



- implementation of *Education Amendment Act, 2023*
 - formalized online learning
 - created Saskatchewan Distance Learning Corporation
 - added a quality framework
- growth in number of online providers

3.9 Alberta (AB)

4,543,111	Population
2,518	Number of K-12 Schools
766,280	Number of K-12 Students
46	Number of K-12 E-Learning Programs
~77,000	Number of K-12 E-Learning Students



no Ministerial update

- second straight year that the ministry was not provided data, so level of activity may be dramatically different than reported
- growth in number of online providers
- funding mechanism continues to preference out of district enrollment

3.10 British Columbia (BC)

5,437,722	Population
1,950	Number of K-12 Schools
680,013	Number of K-12 Students
69	Number of K-12 E-Learning Programs
68,402	Number of K-12 E-Learning Students



- regulation and designations necessary to implement online learning provisions of *Education Statutes Amendment Act, 2020*
 - implementation of Provincial Online Learning Schools (POLS) and District Online Learning Schools (DOLS)
- activity level remains consistent

3.11 Yukon (YT)

43,744 Population

33 Number of K-12 Schools

5,960 Number of K-12 Students

2 Number of K-12 E-Learning Programs

318 Number of K-12 E-Learning Students



- activity in both online and blended programs is consistent

3.12 Northwest Territories (NT)

45,605	Population
49	Number of K-12 Schools
8,700	Number of K-12 Students
2	Number of K-12 E-Learning Programs
177	Number of K-12 E-Learning Students



- 10-year education renewal process, *Education Renewal and Innovation*, was launched in 2013
 - the Northern Distance Learning was a significant part in achieving those priorities, as such it will undergo a formal evaluation in 2023-2025
- activity level remains consistent

3.13 Nunavut (NV)

39,407 Population

45 Number of K-12 Schools

10,902 Number of K-12 Students

0 Number of K-12 E-Learning Programs

Unknown Number of K-12 E-Learning Students



no Ministerial update

- no data since 2020-21 school year

3.14 Federal

1,807,250 ¹	Population
517 ²	Number of K-12 Schools
~114,158 ³	Number of K-12 Students
4	Number of K-12 E-Learning Programs
3,500	Number of K-12 E-Learning Students



1 2021 Census data

2 refers to those reporting a 2022-23 nominal roll directly to ISC

Resolution No. 16/2016 passed by the Chiefs Council on Education (CCOE), Indigenous Services Canada (ISC) engaged with the Assembly of First Nations (AFN) called upon the Government of Canada to engage in an Honourable Process to Develop Recommendations to support First Nations Education Reform

- ceased providing program level data following the 2017-18 school year
- at least four K-12 distance/online learning programs designated as Indigenous programs

State of the Nation: *K-12 E-Learning in Canada*

Rapport sur la situation du e-learning en M-12 au Canada

[Home](#) [Research Reports](#) [Data & Information](#) [Brief Issue Papers](#) [Publications & Presentations](#) [Sponsors](#) [About](#) [Contact Us](#) [En français](#)

The purpose of this comprehensive study is to examine the current state of all forms of K-12 e-learning (i.e., distance, online and blended learning) in Canada. The *State of the Nation: K-12 E-Learning in Canada* study updates the provincial, territorial, and federal governance and activity of K-12 e-learning in each jurisdiction, along with providing vignettes to illustrate a variety of those individuals and programs providing these e-learning opportunities.



Recent Posts

[Congrats! Your Technical Report Reached 2500 Reads](#)

[#DLAC21 Session Highlight – Remote Teaching – Emergency or Not: Examining Pandemic Pedagogy in Canada](#)

[#DLAC21 Session Highlight – State of the Nation: K-12 e-Learning in Canada](#)

[State of the Nation: K-12 e-Learning in Canada – 2020 Report Released](#)

<https://k12sotn.ca>



Michael K. Barbour

Director of Faculty Development &
Professor of Instructional Design
College of Education & Health Services
Touro University California
mkbarbour@gmail.com
<https://www.michaelbarbour.com>

Your Questions and Comments

